

Monthly Trade Report

March 2025

Total Trade in Tonnes

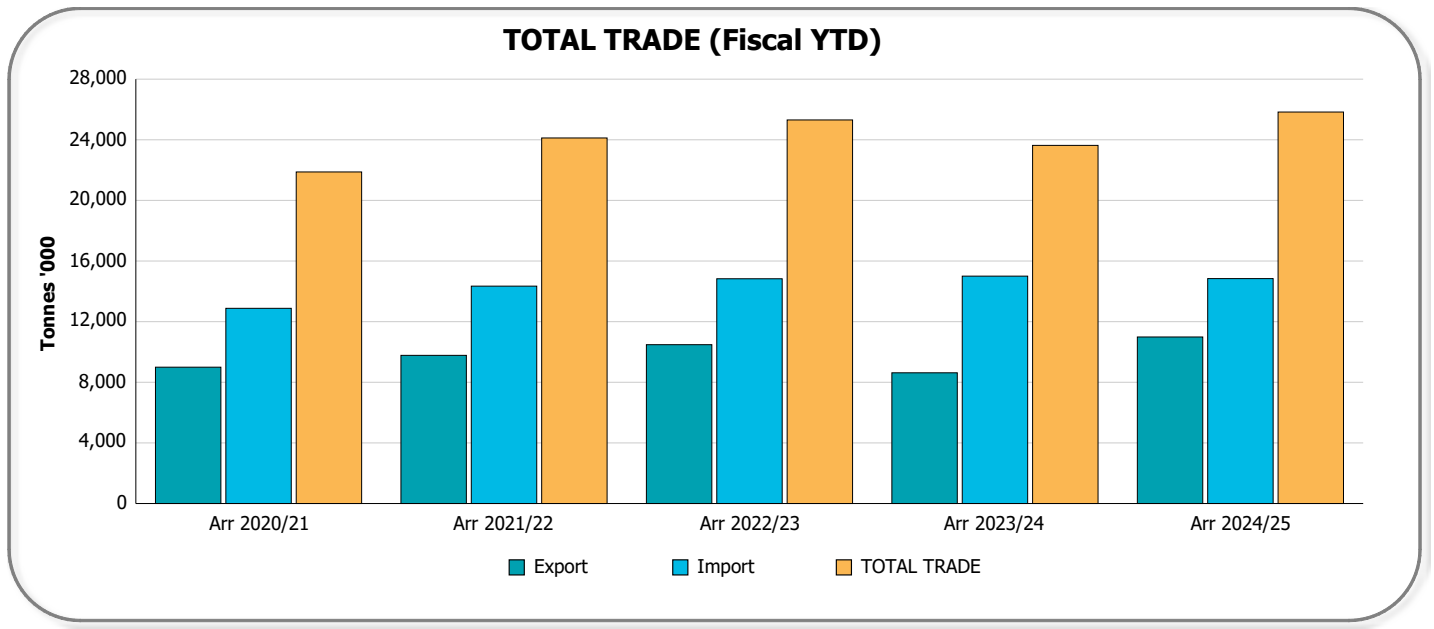
(Including containerised and non-containerised)

Mar 2025

		Arr 2025/Mar	Arr 2024/Mar	Variance	Rolling 12 Months	PY Rolling 12 Months	Variance
Import (Non-T'ship)	Crude Oil	214,650	417,184	-202,534	4,128,500	4,930,758	-802,258
	Refined Oil	360,265	373,153	-12,888	4,681,798	4,076,968	604,830
	Cement	133,649	98,434	35,215	1,887,893	1,915,683	-27,790
	Iron & Steel	64,602	63,606	997	830,771	843,507	-12,736
	Building Products	77,202	64,657	12,545	954,915	880,343	74,572
	Timber	23,801	22,057	1,744	277,094	267,773	9,321
	Fertiliser & Chemicals (Rural)	75,805	130,138	-54,333	1,131,700	987,777	143,923
	Paper & Wood Pulp	27,282	18,801	8,481	296,600	250,925	45,675
	Retail Group	192,043	148,304	43,739	2,102,057	1,915,103	186,955
	Dredging Sand	0	0	0	22	4	17
	Other	216,246	303,422	-87,176	3,404,448	3,487,794	-83,346
TOTAL	1,385,545	1,639,755	-254,210	19,695,798	19,556,635	139,163	
Export (Non-T'ship)	Coal	359,145	225,669	133,476	4,400,569	2,588,334	1,812,235
	Refined Oil	50,218	57,033	-6,815	1,064,044	1,286,358	-222,314
	Agricultural Seeds	342,366	105,271	237,095	2,936,917	2,221,199	715,718
	Cotton	12,902	16,990	-4,088	579,074	846,737	-267,663
	Meat Products	149,580	79,875	69,706	1,052,199	860,998	191,201
	Iron & Steel	59,906	67,928	-8,022	771,249	699,742	71,507
	Paper & Wood Pulp	23,088	18,790	4,298	255,020	230,918	24,103
	Mineral Ores & Sands	104	190	-86	24,573	2,445	22,127
	Other	324,586	181,618	142,967	2,987,166	2,627,431	359,735
	TOTAL	1,321,895	753,365	568,531	14,070,811	11,364,162	2,706,649
Total	Transhipped	51,373	109,265	-57,892	778,975	986,319	-207,343
	Import	1,414,202	1,690,574	-276,372	20,086,672	20,052,691	33,981
	Export	1,344,611	811,811	532,800	14,458,913	11,854,425	2,604,487
	TOTAL TRADE	2,758,813	2,502,385	256,428	34,545,585	31,907,116	2,638,469
Total Motor Vehicle Units	18,458	27,308	-8,850	261,845	296,043	-34,198	

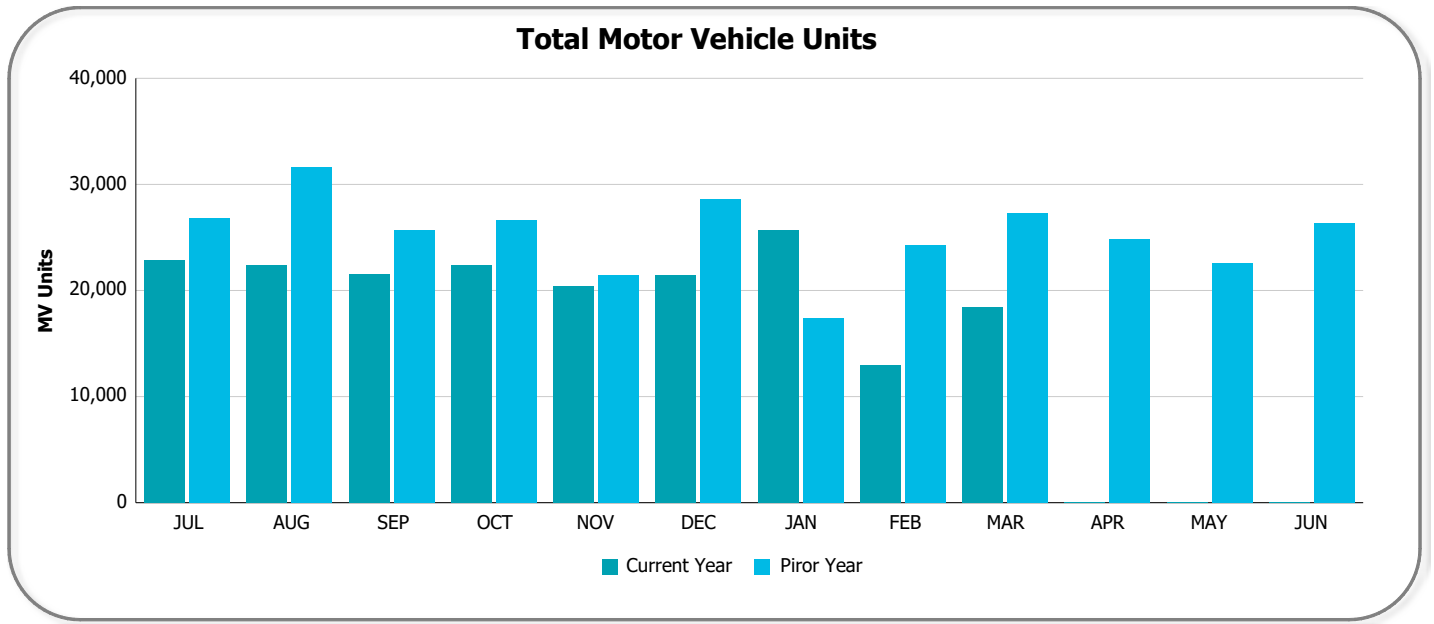
Total Trade in Tonnes

Mar 2025



Total Motor Vehicle Units

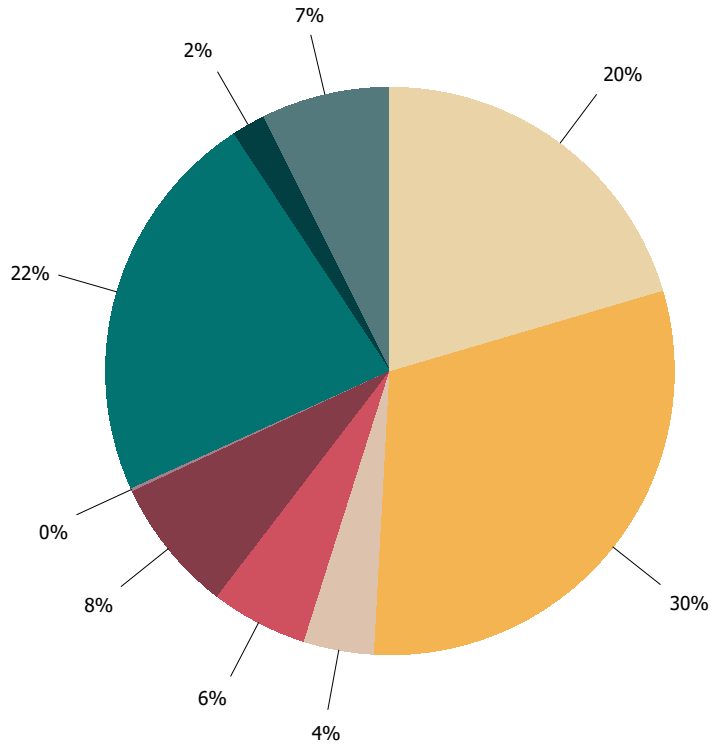
Mar 2025



Total Trade in Tonnes

Mar 2025

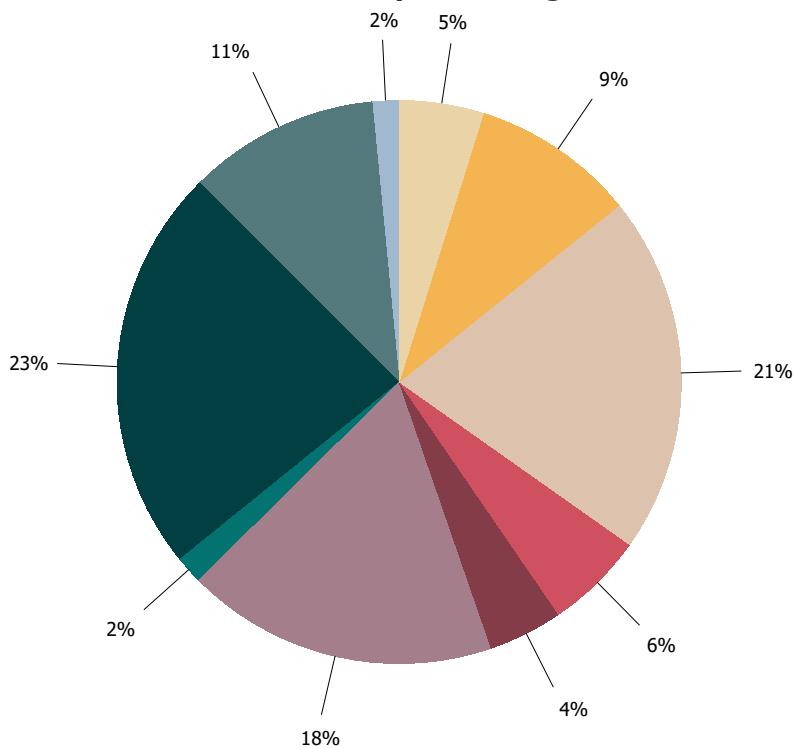
Export Rolling 12-months



Export Groups

- Agricultural Seeds
- Coal
- Cotton
- Iron & Steel
- Meat Products
- Mineral Ores & Sands
- Other
- Paper & Wood Pulp
- Refined Oil

Import Rolling 12-months



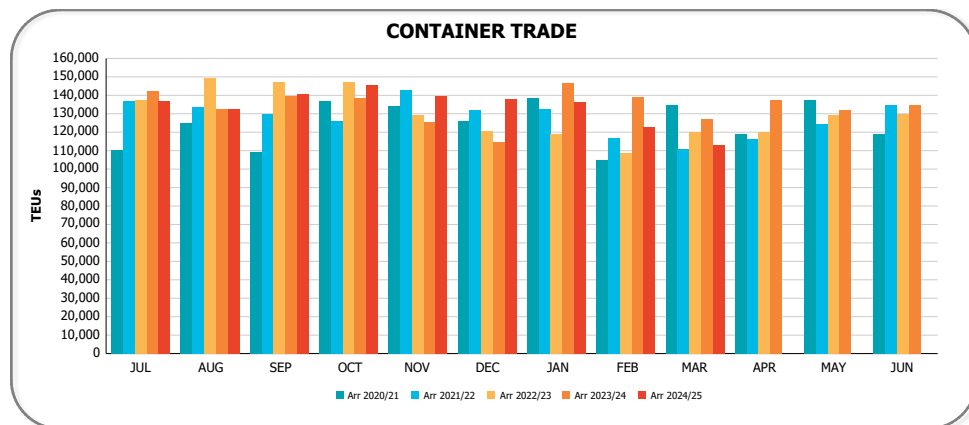
Import Groups

- Building Products
- Cement
- Crude Oil
- Fertiliser & Chemicals (Rural)
- Iron & Steel
- Other
- Paper & Wood Pulp
- Refined Oil
- Retail
- Timber

Container Trade in TEUs

Mar 2025

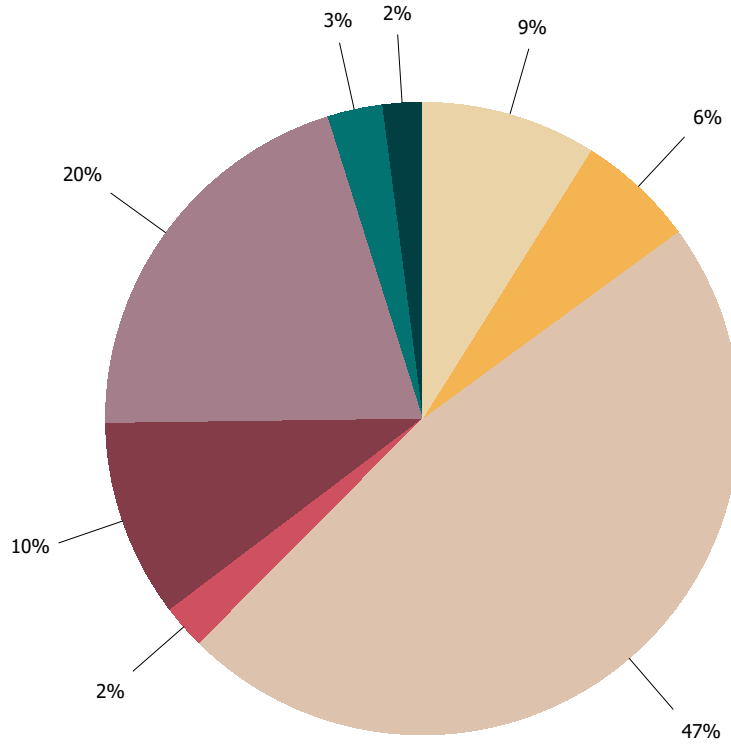
			Arr 2025/Mar	Arr 2024/Mar	Variance	Rolling 12 Months	PY Rolling 12 Months	Variance	
Import (Non-T'ship)	Teus	Empty	6,212	5,962	250	83,826	91,738	-7,911	
		Full	F.A.K.	1,853	1,294	559	18,436	23,072	-4,636
			Household Items	5,256	5,872	-616	90,168	78,774	11,394
			Building Products	5,673	5,428	245	79,122	74,008	5,114
			Electrical Equipment	4,959	4,261	698	62,014	56,014	6,000
			Paper & Wood Pulp	2,341	2,021	320	30,572	24,552	6,020
			Iron & Steel	3,608	3,938	-330	48,356	49,505	-1,149
			Import Other	25,481	28,675	-3,194	354,178	357,238	-3,060
			Total	49,171	51,488	-2,317	682,846	663,163	19,683
		Total	55,383	57,450	-2,067	766,672	754,901	11,771	
Export (Non-T'ship)	Teus	Empty	24,646	29,578	-4,932	359,295	333,942	25,352	
		Full	Meat Products	6,046	6,192	-146	75,003	66,341	8,662
			Cotton	862	1,319	-457	45,463	66,547	-21,084
			Paper & Wood Pulp	1,668	1,631	37	21,304	20,108	1,196
			Timber	1,212	1,545	-333	15,523	9,683	5,840
			F.A.K.	2,479	681	1,798	16,673	16,491	182
			Agricultural Seeds	5,299	4,662	637	67,455	56,107	11,348
			Export Other	11,290	11,613	-323	155,943	156,892	-949
			Total	28,856	27,643	1,213	397,364	392,169	5,195
		Total	53,502	57,220	-3,718	756,659	726,111	30,547	
TOTAL	Teus	Transhipped	3,879	12,588	-8,709	86,453	103,564	-17,111	
		Empty	30,858	35,539	-4,681	443,121	425,680	17,441	
		Full	78,027	79,131	-1,104	1,080,210	1,055,332	24,878	
		Total	112,764	127,258	-14,494	1,609,784	1,584,576	25,208	



Container Trade in TEUs

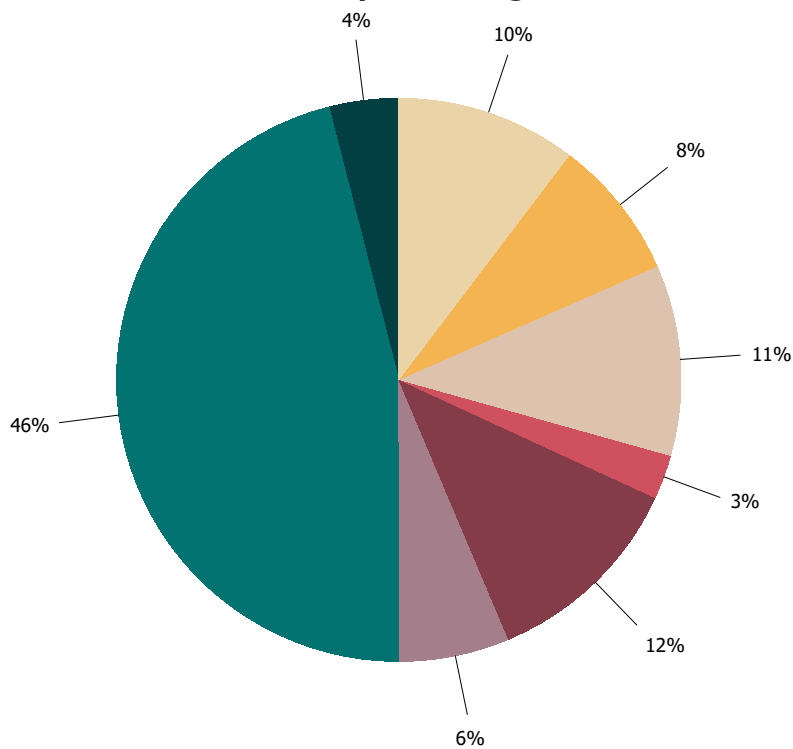
Mar 2025

Export Rolling 12-months



- Export Groups**
- Agricultural Seeds
 - Cotton
 - Empty
 - F.A.K.
 - Meat Products
 - Other
 - Paper & Wood Pulp
 - Timber

Import Rolling 12-months



- Import Groups**
- Building Products
 - Electrical Equipment
 - Empty
 - F.A.K.
 - Household Items
 - Iron & Steel
 - Other
 - Paper & Wood Pulp